

Signify Classified - Internal
Cooper Lighting Solutions Photometric Lab
1121 Highway 74 South
Peachtree City, GA 30269



Scaled data based on original data using
LM-79-08 Approved Method: Electrical and Photometric Measurements of Solid-
State Lighting Products

Test Report Prepared for
Cooper Lighting Solutions
(formerly Eaton)

Brand: STREETWORKS

Report Number: P867653

Luminaire Tested: **MEM2-HTN-SA-60-730-U-T3-HSS**

Issue Date: 08/21/2024



Test Information

Test Method: LM-79-08
Report Number: P867653
Test Lab: INNOVATION CENTER(G3)
Issue Date: 08/21/2024
Manufacturer: COOPER LIGHTING SOLUTIONS (FORMERLY EATON)
Product Line: STREETWORKS
Catalog Number: MEM2-HTN-SA-60-730-U-T3-HSS
Description: EPIC MODERN TALL HOUSING DISCRETE LED ARRAYS 60W 70CRI 3000K
FIXTURE w/ TYPE III DISTRIBUTION OPTIC AND HOUSE SIDE SHIELD
Light Source: (10) 3000K CCT, 70 CRI LEDS
Ballast/Driver: ELECTRONIC DRIVER

Summary

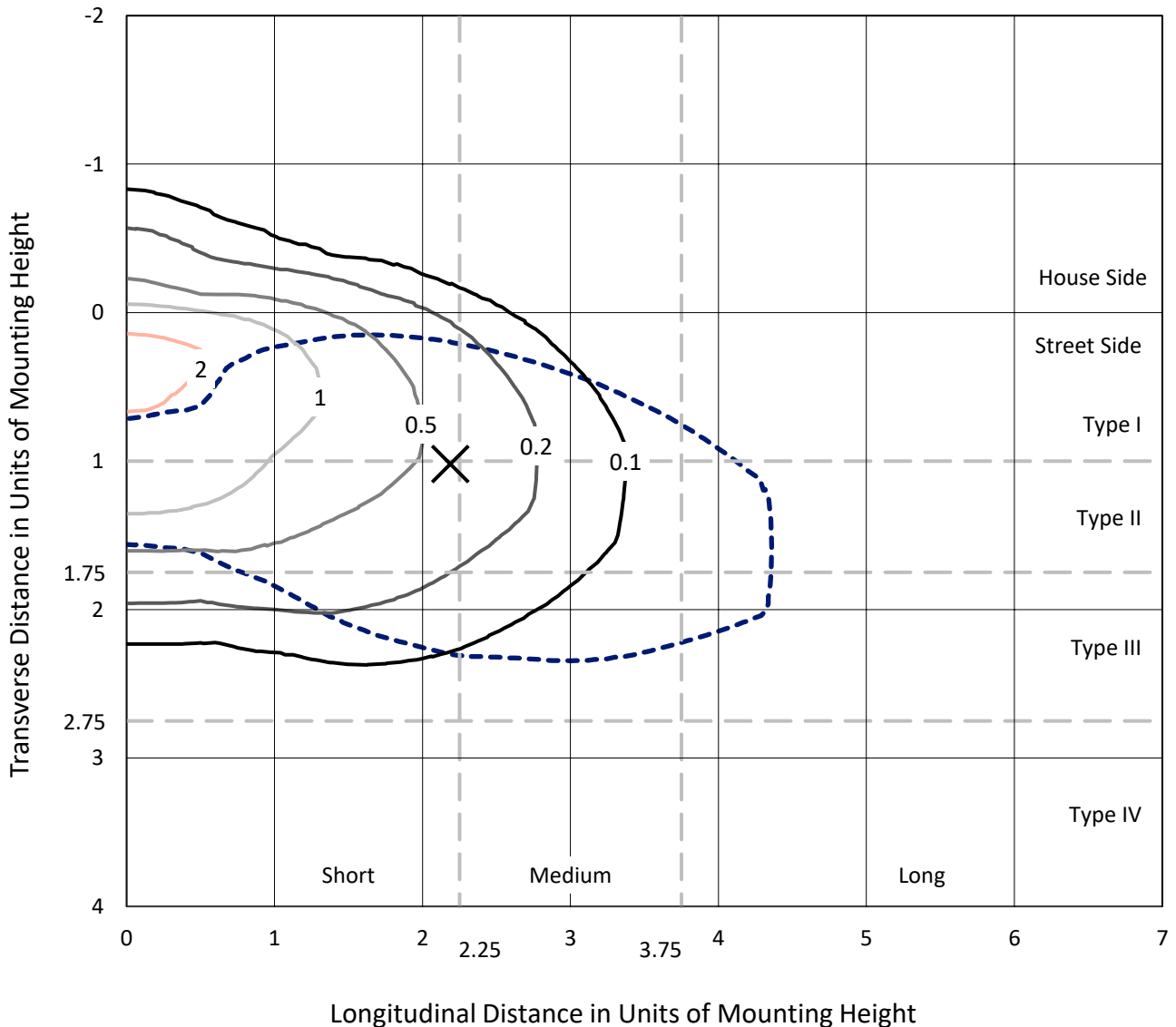
Lumens per Lamp: N/A
Luminaire Lumens: 4121.1 lumens
Efficiency: N/A
Efficacy: 93.7 lumens/watt
Luminous Opening: Rectangular (W 0.33' x L: 0.33' x H: 0')
IES Classification: Type III - Short
BUG Rating: B0 - U0 - G1

Input Watts (W): 44
Input Voltage (V): 120
Input Current (A_{in}): NR
Voltage Rise (V): NR
Power Factor: 0.99
Total Harmonic Distortion (THDi): 6.91%
Frequency (hertz): 60
Stabilization Time: NR
Operation Time: NR
Ambient Temperature (°C): NR
Test Distance: 24 FT

REPORT NUMBER: P867653
 CATALOG NUMBER: MEM2-HTN-SA-60-730-U-T3-HSS

Iso-Footcandle Lines of Horizontal Illumination

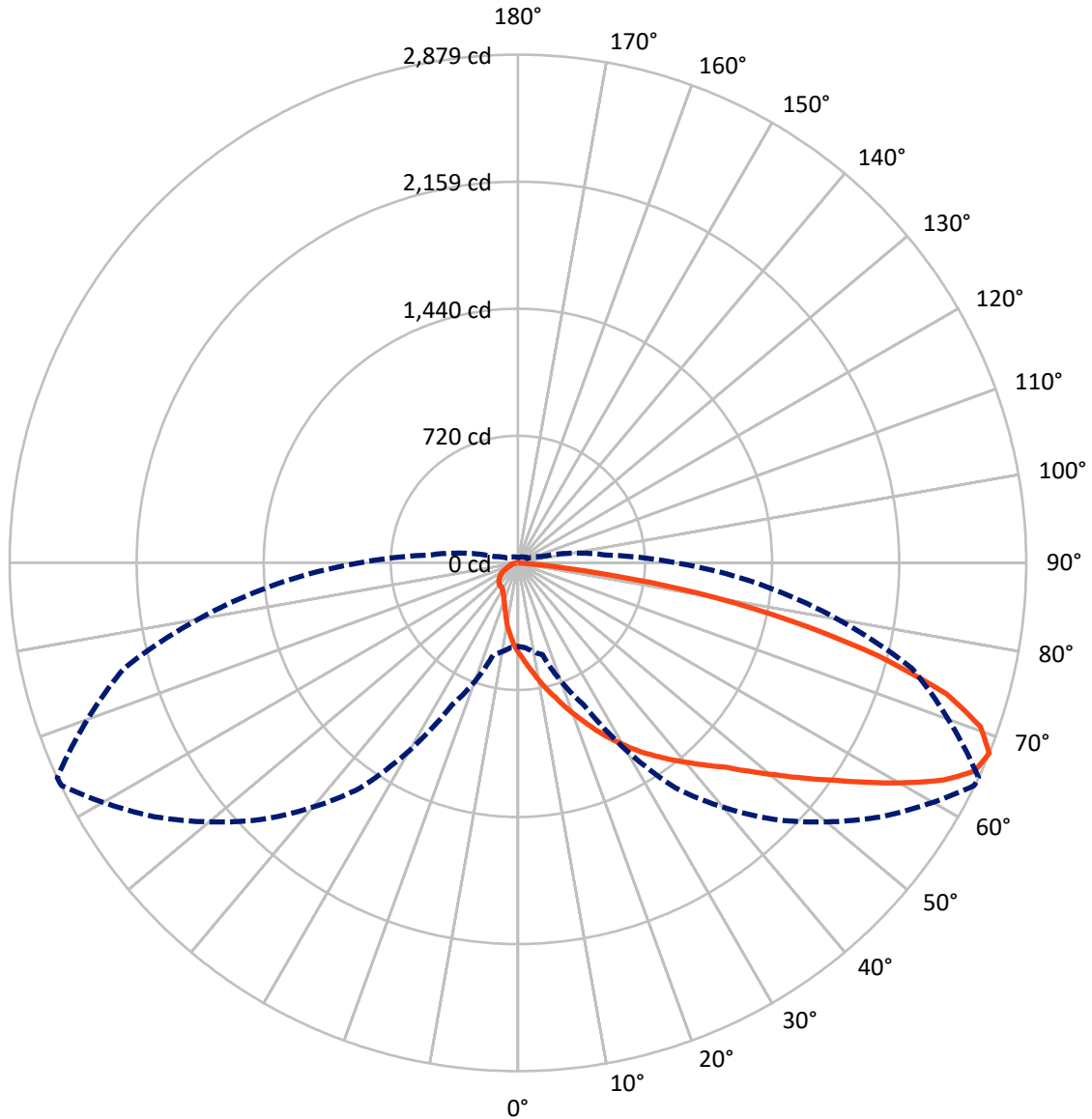
× Max cd
 - - - 1/2 Max cd



Based on 20 foot mounting height. Maximum calculated value = 2.4 fc
 Type III - Short - N/A

REPORT NUMBER: P867653
CATALOG NUMBER: MEM2-HTN-SA-60-730-U-T3-HSS

Luminous Intensity Polar Plot



— Vertical Plane Through 65-Deg Lateral - - - Horizontal Cone Through 67.5-Deg Vertical

REPORT NUMBER: P867653
 CATALOG NUMBER: MEM2-HTN-SA-60-730-U-T3-HSS

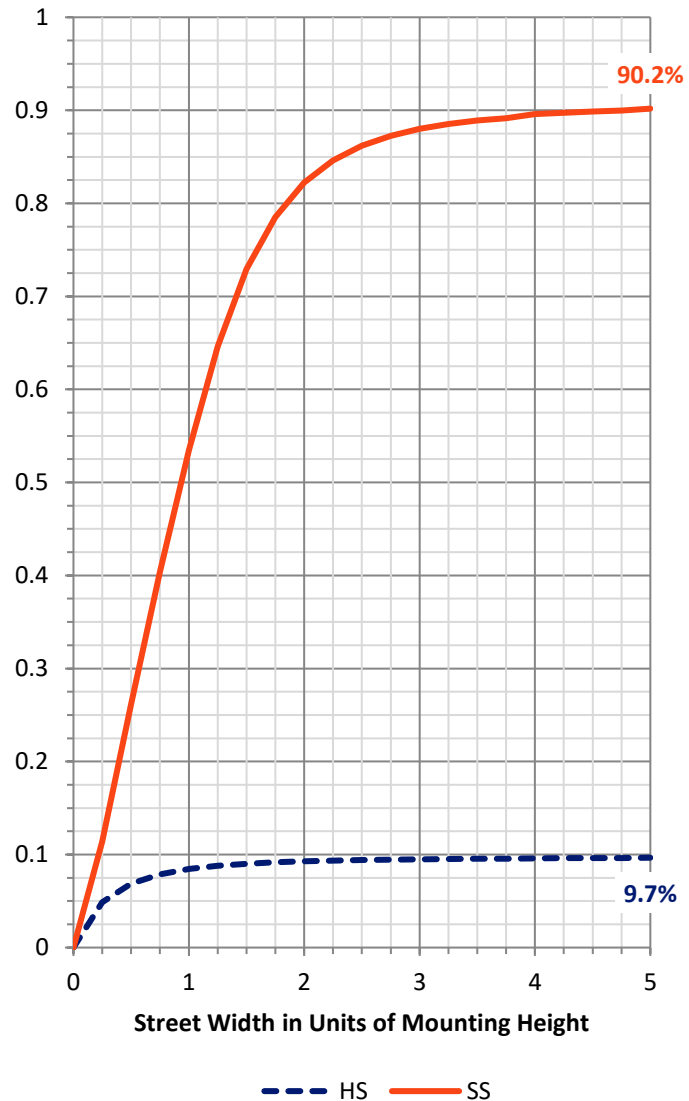
FLUX DISTRIBUTION:

		Downward	Upward	Total
House Side	Lumens	401.1	0.0	401.1
	% Fixture	9.7	0.0	9.7
Street Side	Lumens	3720.0	0.0	3720.0
	% Fixture	90.3	0.0	90.3
Total	Lumens	4121.1	0.0	4121.1
	% Fixture	100.0	0.0	100.0

Coefficient of Utilization

ZONAL LUMENS:

Zone	Lumens	% Fixture
0°-10°	49.8	1.2
10°-20°	165.4	4.0
20°-30°	301.0	7.3
30°-40°	465.8	11.3
40°-50°	704.1	17.1
50°-60°	916.0	22.2
60°-70°	903.6	21.9
70°-80°	550.1	13.3
80°-90°	65.4	1.6
90°-100°	0.0	0.0
100°-110°	0.0	0.0
110°-120°	0.0	0.0
120°-130°	0.0	0.0
130°-140°	0.0	0.0
140°-150°	0.0	0.0
150°-160°	0.0	0.0
160°-170°	0.0	0.0
170°-180°	0.0	0.0
0°-90°	4121.1	100.0
0°-180°	4121.1	100.0



REPORT NUMBER: P867653

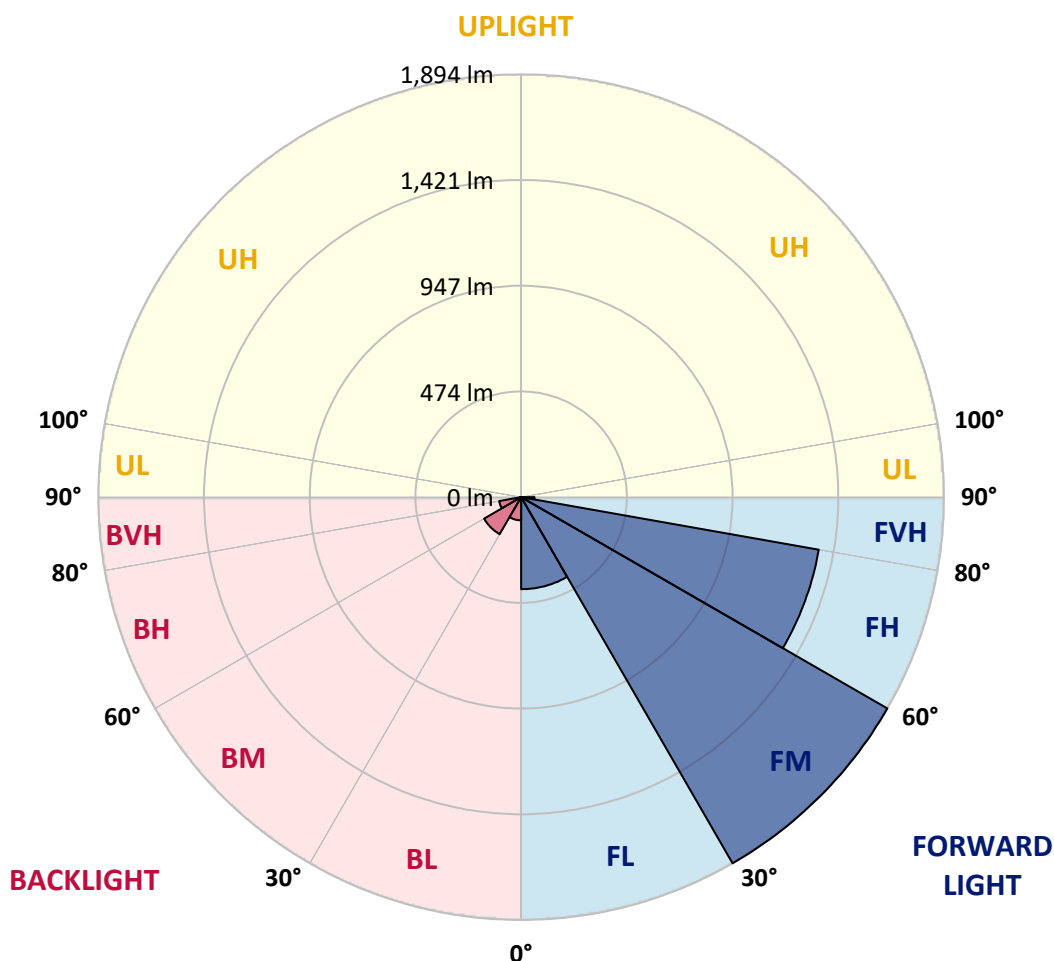
CATALOG NUMBER: MEM2-HTN-SA-60-730-U-T3-HSS

LUMINAIRE CLASSIFICATION SYSTEM LUMEN TABLE AND BUG RATING:

Zone	Lumens	% Fixture	Zone Rating/Lumen Limit		
			B	U	G
FL (0°-30°)	412.4	10.0			
FM (30°-60°)	1894.1	46.0			
FH (60°-80°)	1353.8	32.9			G1/1800
FVH (80°-90°)	59.8	1.5			G1/100
BL (0°-30°)	103.8	2.5	B0/110		
BM (30°-60°)	191.8	4.7	B0/220		
BH (60°-80°)	99.9	2.4	B0/110		G0/110
BVH (80°-90°)	5.6	0.1			G0/10
UL (90°-100°)	0.0	0.0		U0/0	
UH (100°-180°)	0.0	0.0		U0/0	

BUG Rating: B0-U0-G1

Type III Short





REPORT NUMBER: P867653

CATALOG NUMBER: MEM2-HTN-SA-60-730-U-T3-HSS

CANDELA DISTRIBUTION (FULL):

	0°	5°	15°	25°	35°	45°	55°	64°	65°	75°	85°
0°	509.2	509.2	509.2	509.2	509.2	509.2	509.2	509.2	509.2	509.2	509.2
2.5°	595.1	590.4	593.9	585.7	576.3	569.2	555.1	543.3	542.2	530.4	517.5
5°	709.2	693.9	695.1	678.6	658.6	637.4	615.1	585.7	585.7	557.5	528.1
7.5°	811.5	809.1	798.6	772.7	749.2	716.2	675.1	637.4	629.2	585.7	539.8
10°	910.3	906.7	897.3	877.3	837.4	800.9	749.2	692.7	682.1	619.8	553.9
12.5°	989.1	990.3	979.7	963.2	927.9	884.4	816.2	745.6	736.2	652.7	568.0
15°	1058.5	1057.3	1054.9	1040.8	1006.7	966.7	886.8	804.4	789.1	688.0	582.2
17.5°	1111.4	1109.0	1104.3	1092.6	1076.1	1037.3	960.8	866.8	853.8	729.2	598.6
20°	1126.7	1125.5	1125.5	1133.7	1126.7	1103.2	1034.9	931.4	917.3	772.7	621.0
22.5°	1154.9	1153.7	1152.5	1160.8	1165.5	1163.1	1104.3	997.3	984.4	823.2	649.2
25°	1191.4	1189.0	1185.5	1193.7	1199.6	1213.7	1173.7	1074.9	1059.6	882.1	677.4
27.5°	1239.6	1241.9	1237.2	1236.0	1236.0	1244.3	1234.9	1144.3	1130.2	938.5	710.3
30°	1303.1	1306.6	1298.4	1292.5	1281.9	1280.7	1283.1	1221.9	1201.9	999.7	744.5
32.5°	1365.4	1368.9	1364.2	1356.0	1329.0	1318.4	1327.8	1287.8	1274.9	1066.7	788.0
35°	1416.0	1424.2	1424.2	1407.8	1370.1	1364.2	1379.5	1352.5	1343.1	1145.5	839.7
37.5°	1484.2	1488.9	1484.2	1453.6	1406.6	1413.6	1437.2	1420.7	1414.8	1230.2	900.9
40°	1630.0	1635.9	1605.3	1532.4	1457.1	1465.4	1506.5	1497.1	1487.7	1313.7	957.3
42.5°	1833.5	1819.4	1813.5	1651.2	1534.8	1530.1	1581.8	1568.9	1567.7	1398.3	1009.1
45°	1967.6	1972.3	1942.9	1788.8	1698.2	1610.0	1665.3	1660.6	1651.2	1484.2	1071.4
47.5°	2060.5	2049.9	1977.0	1902.9	1920.5	1714.7	1758.2	1770.0	1764.1	1581.8	1147.8
50°	2099.3	2088.7	2040.5	1991.1	2012.3	1834.7	1853.5	1892.3	1886.4	1680.6	1212.5
52.5°	2051.1	2038.1	2041.7	2054.6	2044.0	1928.8	1971.1	2032.2	2025.2	1795.9	1287.8
55°	1744.1	1778.2	1909.9	2041.7	2038.1	2000.5	2096.9	2186.3	2172.2	1915.8	1352.5
57.5°	1406.6	1425.4	1592.4	1948.7	2019.3	2060.5	2240.4	2351.0	2346.3	2035.8	1411.3
60°	1118.4	1138.4	1265.5	1755.9	1975.8	2122.8	2387.4	2533.3	2528.5	2156.9	1453.6
62.5°	889.1	889.1	1002.0	1478.3	1892.3	2159.3	2503.9	2716.7	2708.5	2254.5	1464.2
65°	639.8	648.0	732.7	1189.0	1757.0	2149.9	2560.3	2847.3	2842.6	2309.8	1441.9
67.5°	472.8	482.2	538.6	891.5	1557.1	2055.8	2508.6	2876.7	2879.0	2311.0	1368.9
70°	369.3	371.6	414.0	619.8	1276.0	1846.4	2314.5	2779.1	2779.1	2253.3	1260.7
72.5°	281.1	283.4	319.9	422.2	939.7	1526.5	2024.0	2520.3	2538.0	2100.5	1100.8
75°	217.6	222.3	247.0	303.4	589.2	1085.5	1663.0	2064.0	2112.2	1804.1	906.7
77.5°	168.2	172.9	192.9	222.3	343.4	669.2	1169.0	1543.0	1586.5	1420.7	699.8
80°	135.2	137.6	150.5	167.0	208.2	344.6	713.9	1013.8	1026.7	965.6	463.4
82.5°	62.3	67.0	81.1	91.7	103.5	159.9	304.6	375.2	391.6	383.4	190.5
85°	7.1	7.1	8.2	9.4	10.6	16.5	21.2	18.8	18.8	22.3	20.0
87.5°	0.0	0.0	0.0	1.2	2.4	2.4	3.5	3.5	3.5	3.5	3.5
90°	0.0	0.0	0.0	0.0	0.0	0.0	0.0	0.0	0.0	0.0	0.0



REPORT NUMBER: P867653

CATALOG NUMBER: MEM2-HTN-SA-60-730-U-T3-HSS

CANDELA DISTRIBUTION (continued):

	90°	95°	105°	115°	125°	135°	145°	155°	165°	175°	180°
0°	509.2	509.2	509.2	509.2	509.2	509.2	509.2	509.2	509.2	509.2	509.2
2.5°	510.4	502.2	486.9	474.0	462.2	450.4	444.6	430.4	426.9	429.3	421.0
5°	512.8	496.3	464.5	435.1	410.4	386.9	366.9	345.8	341.1	334.0	330.5
7.5°	516.3	491.6	442.2	396.3	358.7	324.6	299.9	283.4	270.5	267.0	265.8
10°	521.0	485.7	417.5	359.9	308.1	272.8	250.5	238.7	234.0	230.5	231.7
12.5°	524.5	479.8	394.0	318.7	268.1	236.4	225.8	216.4	214.0	212.9	212.9
15°	529.2	474.0	365.8	282.3	234.0	215.2	204.6	201.1	201.1	199.9	199.9
17.5°	535.1	469.3	342.2	254.0	214.0	196.4	191.7	187.0	187.0	187.0	185.8
20°	546.9	466.9	321.1	230.5	196.4	184.6	177.6	174.1	172.9	171.7	171.7
22.5°	558.6	466.9	297.5	212.9	184.6	171.7	164.6	161.1	159.9	159.9	159.9
25°	575.1	465.7	278.7	197.6	174.1	158.8	151.7	148.2	145.8	145.8	144.7
27.5°	593.9	465.7	262.3	185.8	162.3	147.0	138.8	135.2	131.7	131.7	130.5
30°	612.7	468.1	248.2	176.4	150.5	136.4	125.8	121.1	118.8	117.6	117.6
32.5°	637.4	475.1	238.7	169.4	140.0	125.8	115.3	110.6	108.2	107.0	107.0
35°	675.1	492.8	239.9	165.8	132.9	116.4	105.8	100.0	98.8	98.8	97.6
37.5°	715.0	509.2	243.4	163.5	125.8	109.4	98.8	92.9	91.7	91.7	91.7
40°	749.2	523.4	248.2	162.3	120.0	102.3	92.9	88.2	85.9	85.9	85.9
42.5°	783.3	531.6	249.3	158.8	116.4	96.4	88.2	83.5	81.1	82.3	82.3
45°	817.4	537.5	245.8	154.1	112.9	91.7	83.5	78.8	76.4	76.4	76.4
47.5°	858.5	550.4	239.9	147.0	110.6	88.2	78.8	74.1	72.9	72.9	72.9
50°	899.7	561.0	235.2	138.8	104.7	83.5	75.3	69.4	68.2	68.2	68.2
52.5°	933.8	565.7	229.3	128.2	98.8	78.8	70.6	64.7	62.3	62.3	62.3
55°	959.7	566.9	221.1	120.0	90.6	74.1	65.9	60.0	57.6	56.5	56.5
57.5°	980.8	565.7	212.9	111.7	83.5	68.2	60.0	55.3	51.7	50.6	50.6
60°	992.6	562.2	201.1	101.1	74.1	62.3	55.3	49.4	47.0	45.9	45.9
62.5°	985.5	552.8	184.6	84.7	67.0	56.5	50.6	45.9	42.3	41.2	41.2
65°	952.6	533.9	163.5	69.4	60.0	50.6	45.9	41.2	36.5	35.3	35.3
67.5°	895.0	502.2	135.2	58.8	55.3	45.9	41.2	36.5	32.9	30.6	30.6
70°	815.0	459.8	105.8	50.6	49.4	42.3	37.6	32.9	29.4	27.0	27.0
72.5°	700.9	390.5	78.8	43.5	43.5	38.8	34.1	30.6	27.0	24.7	24.7
75°	566.9	295.2	60.0	40.0	38.8	35.3	30.6	27.0	24.7	22.3	22.3
77.5°	414.0	196.4	49.4	36.5	36.5	31.8	28.2	24.7	22.3	21.2	21.2
80°	251.7	112.9	35.3	28.2	28.2	27.0	23.5	21.2	20.0	17.6	16.5
82.5°	102.3	43.5	18.8	14.1	14.1	12.9	8.2	7.1	7.1	7.1	5.9
85°	10.6	7.1	4.7	3.5	3.5	3.5	2.4	2.4	2.4	2.4	2.4
87.5°	3.5	3.5	2.4	2.4	2.4	2.4	1.2	1.2	1.2	1.2	1.2
90°	0.0	0.0	0.0	0.0	0.0	0.0	0.0	0.0	0.0	0.0	0.0

LM-79-2019: Approved Method: Electrical and Photometric Measurements of Solid-
State Lighting Products

Report Prepared for

Cooper Lighting Solutions

Streetworks

Report Number: SP1-2407-157-4

Test Date: 08/07/2024

Luminaire Tested: MEM2-HTN-SA-40-730-U-5WQ-2

Data in this report applies to families of products including MEM2-HTN-SA-40-730-U-5WQ-2

Test Information

Test Method: LM-79-2019
 Report Number: SP1-2407-157-4
 Test Lab: COOPER LIGHTING SOLUTIONS
 Photometer: SP1 - 76IN SPHERE
 Measurement Geometry: 4π
 Issue Date: 08/20/2024
 Manufacturer: COOPER LIGHTING SOLUTIONS
 Product Line: Streetworks
 Catalog Number: **MEM2-HTN-SA-40-730-U-5WQ-2**
 Description: Epic Modern Light Square 40W 5WQ Optic and Flare Trim

Spectral Parameters

CCT (K): 3057
 CIE u': 0.2487
 CIE v': 0.5199
 Duv: -0.0002
 CIE x: 0.4326
 CIE y: 0.4020
 CIE z: 0.1654
 Peak Wavelength (nm): 593
 Dominant Wavelength (nm): 582
 Purity: 50.50735
 Rf: 74.6
 Rg: 94

CRI (Ra):	71.7		
R1:	68.1	R9:	-34.8
R2:	82.0	R10:	58.5
R3:	93.5	R11:	62.5
R4:	67.5	R12:	47.5
R5:	67.2	R13:	70.7
R6:	74.9	R14:	96.4
R7:	77.4	R15:	60.0
R8:	43.1		



Test Conditions

Stabilization Time: 21M
 Operation Time: 1H 21M
 Sphere Temperature (°C): 24.2

REPORT NUMBER: SP1-2407-157-4

Measurement and Test Equipment			
Instrument	Identification Number	Calibration Date	Calibration Due Date
Photometer	IN0058	6/18/2024	12/18/2024
Power Meter	INXT2011004	2/8/2024	2/8/2025
AC Power Source	IN0063	10/24/2023	10/24/2024
DC Power Source	IN0208	10/24/2023	10/24/2024
Sphere Thermometer	IN0085	10/24/2023	10/24/2024
Room Thermometer	IN0046	10/24/2023	10/24/2024

REPORT NUMBER: SP1-2407-157-4

CIE 1931 Chromaticity Diagram



CIE 1931 Chromaticity Diagram with 2017 ANSI 7-Step and 4-Step Quadrangles



CCT = 3057K
 CIE x = 0.4326
 CIE y = 0.4020
 Duv = -0.0002

Point lies inside the ANSI 3000K 4-step quadrangle

REPORT NUMBER: SP1-2407-157-4

Photopic Flux vs. Wavelength



Photopic Lumens: NR

λ (nm)	Power W [^] /nm	Lumens (ϕ /nm)	λ (nm)	Power W [^] /nm	Lumens (ϕ /nm)	λ (nm)	Power W [^] /nm	Lumens (ϕ /nm)	λ (nm)	Power W [^] /nm	Lumens (ϕ /nm)	λ (nm)	Power W [^] /nm	Lumens (ϕ /nm)
360	0	NR	490	104	NR	620	818	NR	750	20	NR	880	1	NR
365	0	NR	495	135	NR	625	755	NR	755	17	NR	885	0	NR
370	0	NR	500	184	NR	630	691	NR	760	15	NR	890	0	NR
375	0	NR	505	247	NR	635	625	NR	765	13	NR	895	0	NR
380	0	NR	510	309	NR	640	561	NR	770	11	NR	900	0	NR
385	0	NR	515	369	NR	645	499	NR	775	9	NR	905	0	NR
390	0	NR	520	419	NR	650	441	NR	780	8	NR	910	0	NR
395	0	NR	525	460	NR	655	388	NR	785	7	NR	915	0	NR
400	1	NR	530	492	NR	660	338	NR	790	6	NR	920	0	NR
405	3	NR	535	524	NR	665	294	NR	795	5	NR	925	0	NR
410	7	NR	540	553	NR	670	253	NR	800	4	NR	930	0	NR
415	15	NR	545	588	NR	675	218	NR	805	4	NR	935	0	NR
420	31	NR	550	625	NR	680	188	NR	810	3	NR	940	0	NR
425	60	NR	555	670	NR	685	161	NR	815	3	NR	945	0	NR
430	107	NR	560	723	NR	690	139	NR	820	3	NR	950	0	NR
435	183	NR	565	780	NR	695	118	NR	825	2	NR	955	0	NR
440	289	NR	570	837	NR	700	100	NR	830	2	NR	960	0	NR
445	460	NR	575	894	NR	705	85	NR	835	2	NR	965	0	NR
450	646	NR	580	942	NR	710	73	NR	840	1	NR	970	0	NR
455	561	NR	585	976	NR	715	62	NR	845	1	NR	975	0	NR
460	331	NR	590	998	NR	720	53	NR	850	1	NR	980	0	NR
465	238	NR	595	1000	NR	725	45	NR	855	1	NR	985	0	NR
470	178	NR	600	990	NR	730	39	NR	860	1	NR	990	0	NR
475	120	NR	605	962	NR	735	33	NR	865	1	NR	995	0	NR
480	96	NR	610	925	NR	740	28	NR	870	1	NR	1000	0	NR
485	95	NR	615	873	NR	745	24	NR	875	1	NR			

REPORT NUMBER: SP1-2407-157-4

Scotopic Flux vs. Wavelength



Scotopic Lumens: NR

S/P: 1.23

λ (nm)	Power W [^] /nm	Lumens (ϕ /nm)	λ (nm)	Power W [^] /nm	Lumens (ϕ /nm)	λ (nm)	Power W [^] /nm	Lumens (ϕ /nm)	λ (nm)	Power W [^] /nm	Lumens (ϕ /nm)	λ (nm)	Power W [^] /nm	Lumens (ϕ /nm)
360	0	NR	490	104	NR	620	818	NR	750	20	NR	880	1	NR
365	0	NR	495	135	NR	625	755	NR	755	17	NR	885	0	NR
370	0	NR	500	184	NR	630	691	NR	760	15	NR	890	0	NR
375	0	NR	505	247	NR	635	625	NR	765	13	NR	895	0	NR
380	0	NR	510	309	NR	640	561	NR	770	11	NR	900	0	NR
385	0	NR	515	369	NR	645	499	NR	775	9	NR	905	0	NR
390	0	NR	520	419	NR	650	441	NR	780	8	NR	910	0	NR
395	0	NR	525	460	NR	655	388	NR	785	7	NR	915	0	NR
400	1	NR	530	492	NR	660	338	NR	790	6	NR	920	0	NR
405	3	NR	535	524	NR	665	294	NR	795	5	NR	925	0	NR
410	7	NR	540	553	NR	670	253	NR	800	4	NR	930	0	NR
415	15	NR	545	588	NR	675	218	NR	805	4	NR	935	0	NR
420	31	NR	550	625	NR	680	188	NR	810	3	NR	940	0	NR
425	60	NR	555	670	NR	685	161	NR	815	3	NR	945	0	NR
430	107	NR	560	723	NR	690	139	NR	820	3	NR	950	0	NR
435	183	NR	565	780	NR	695	118	NR	825	2	NR	955	0	NR
440	289	NR	570	837	NR	700	100	NR	830	2	NR	960	0	NR
445	460	NR	575	894	NR	705	85	NR	835	2	NR	965	0	NR
450	646	NR	580	942	NR	710	73	NR	840	1	NR	970	0	NR
455	561	NR	585	976	NR	715	62	NR	845	1	NR	975	0	NR
460	331	NR	590	998	NR	720	53	NR	850	1	NR	980	0	NR
465	238	NR	595	1000	NR	725	45	NR	855	1	NR	985	0	NR
470	178	NR	600	990	NR	730	39	NR	860	1	NR	990	0	NR
475	120	NR	605	962	NR	735	33	NR	865	1	NR	995	0	NR
480	96	NR	610	925	NR	740	28	NR	870	1	NR	1000	0	NR
485	95	NR	615	873	NR	745	24	NR	875	1	NR			

REPORT NUMBER: SP1-2407-157-4

Melanopic Flux vs. Wavelength



Melanopic Lumens: NR

M/P: 2.27

λ (nm)	Power W [^] /nm	Lumens (φ/nm)	λ (nm)	Power W [^] /nm	Lumens (φ/nm)	λ (nm)	Power W [^] /nm	Lumens (φ/nm)	λ (nm)	Power W [^] /nm	Lumens (φ/nm)	λ (nm)	Power W [^] /nm	Lumens (φ/nm)
360	0	NR	490	104	NR	620	818	NR	750	20	NR	880	1	NR
365	0	NR	495	135	NR	625	755	NR	755	17	NR	885	0	NR
370	0	NR	500	184	NR	630	691	NR	760	15	NR	890	0	NR
375	0	NR	505	247	NR	635	625	NR	765	13	NR	895	0	NR
380	0	NR	510	309	NR	640	561	NR	770	11	NR	900	0	NR
385	0	NR	515	369	NR	645	499	NR	775	9	NR	905	0	NR
390	0	NR	520	419	NR	650	441	NR	780	8	NR	910	0	NR
395	0	NR	525	460	NR	655	388	NR	785	7	NR	915	0	NR
400	1	NR	530	492	NR	660	338	NR	790	6	NR	920	0	NR
405	3	NR	535	524	NR	665	294	NR	795	5	NR	925	0	NR
410	7	NR	540	553	NR	670	253	NR	800	4	NR	930	0	NR
415	15	NR	545	588	NR	675	218	NR	805	4	NR	935	0	NR
420	31	NR	550	625	NR	680	188	NR	810	3	NR	940	0	NR
425	60	NR	555	670	NR	685	161	NR	815	3	NR	945	0	NR
430	107	NR	560	723	NR	690	139	NR	820	3	NR	950	0	NR
435	183	NR	565	780	NR	695	118	NR	825	2	NR	955	0	NR
440	289	NR	570	837	NR	700	100	NR	830	2	NR	960	0	NR
445	460	NR	575	894	NR	705	85	NR	835	2	NR	965	0	NR
450	646	NR	580	942	NR	710	73	NR	840	1	NR	970	0	NR
455	561	NR	585	976	NR	715	62	NR	845	1	NR	975	0	NR
460	331	NR	590	998	NR	720	53	NR	850	1	NR	980	0	NR
465	238	NR	595	1000	NR	725	45	NR	855	1	NR	985	0	NR
470	178	NR	600	990	NR	730	39	NR	860	1	NR	990	0	NR
475	120	NR	605	962	NR	735	33	NR	865	1	NR	995	0	NR
480	96	NR	610	925	NR	740	28	NR	870	1	NR	1000	0	NR
485	95	NR	615	873	NR	745	24	NR	875	1	NR			

Summary

$R_f = 74.6$
 $R_g = 94$
 $CIE R_a = 71.7$
 $R_9 = -34.8$



Color Vector Graphics



Individual Sample Fidelity Index ($R_{f,i}$)

CES01 = 86	CES26 = 65	CES51 = 87	CES76 = 58
CES02 = 62	CES27 = 89	CES52 = 85	CES77 = 76
CES03 = 31	CES28 = 84	CES53 = 77	CES78 = 61
CES04 = 71	CES29 = 68	CES54 = 85	CES79 = 86
CES05 = 49	CES30 = 83	CES55 = 84	CES80 = 83
CES06 = 51	CES31 = 71	CES56 = 74	CES81 = 73
CES07 = 41	CES32 = 64	CES57 = 74	CES82 = 93
CES08 = 40	CES33 = 78	CES58 = 75	CES83 = 91
CES09 = 29	CES34 = 75	CES59 = 85	CES84 = 88
CES10 = 76	CES35 = 87	CES60 = 90	CES85 = 75
CES11 = 59	CES36 = 92	CES61 = 81	CES86 = 64
CES12 = 65	CES37 = 84	CES62 = 89	CES87 = 77
CES13 = 43	CES38 = 92	CES63 = 75	CES88 = 80
CES14 = 74	CES39 = 96	CES64 = 65	CES89 = 67
CES15 = 71	CES40 = 92	CES65 = 64	CES90 = 80
CES16 = 47	CES41 = 93	CES66 = 60	CES91 = 78
CES17 = 50	CES42 = 86	CES67 = 58	CES92 = 56
CES18 = 56	CES43 = 77	CES68 = 66	CES93 = 73
CES19 = 73	CES44 = 99	CES69 = 75	CES94 = 49
CES20 = 66	CES45 = 85	CES70 = 60	CES95 = 66
CES21 = 87	CES46 = 81	CES71 = 56	CES96 = 76
CES22 = 79	CES47 = 86	CES72 = 85	CES97 = 82
CES23 = 92	CES48 = 75	CES73 = 52	CES98 = 76
CES24 = 91	CES49 = 79	CES74 = 95	CES99 = 64
CES25 = 73	CES50 = 86	CES75 = 60	



Color Rendition by Hue-Angle Bin



Measure Comparisons



(END OF REPORT)